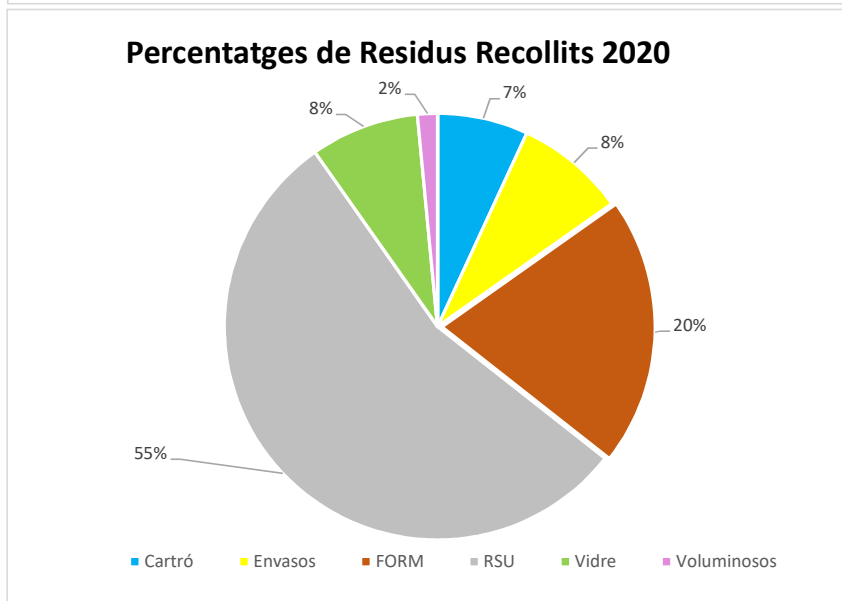
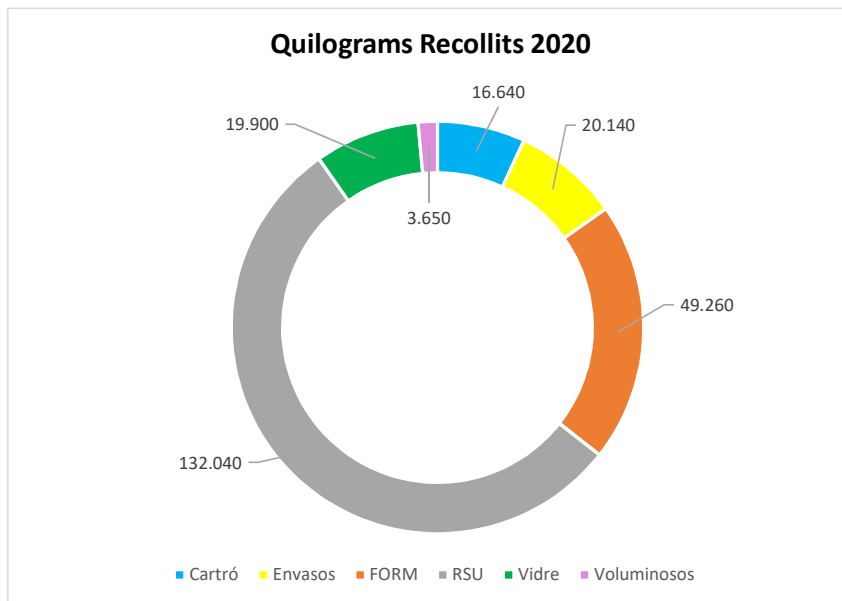


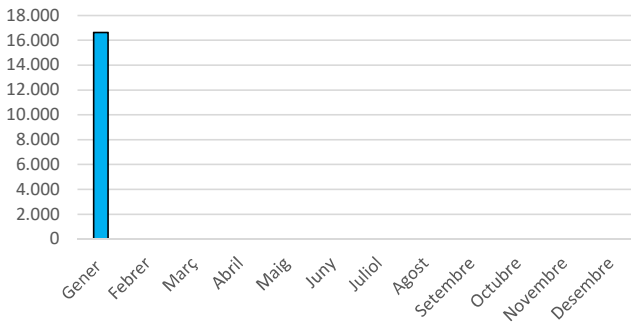
INFORME DE RESIDUS RECOLLITS - Teià 2020

Quilograms - 2020	Cartró	Envasos	FORM	RSU	Vidre	Voluminosos
Gener	16.640	20.140	49.260	132.040	19.900	3.650
Febrer						
Març						
Abril						
Maig						
Juny						
Juliol						
Agost						
Setembre						
Octubre						
Novembre						
Desembre						

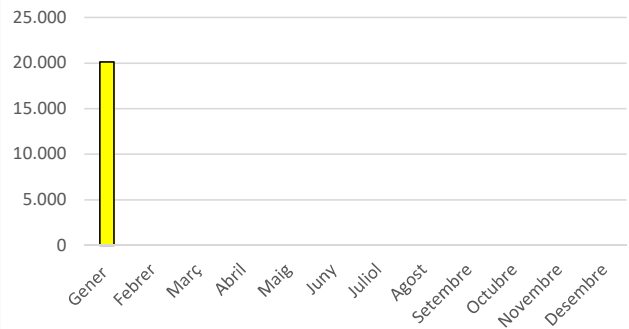
	Cartró	Envasos	FORM	RSU	Vidre	Voluminosos	TOTALS
	16.640	20.140	49.260	132.040	19.900	3.650	241.630
Percentatges	6,89%	8,34%	20,39%	54,65%	8,24%	1,51%	



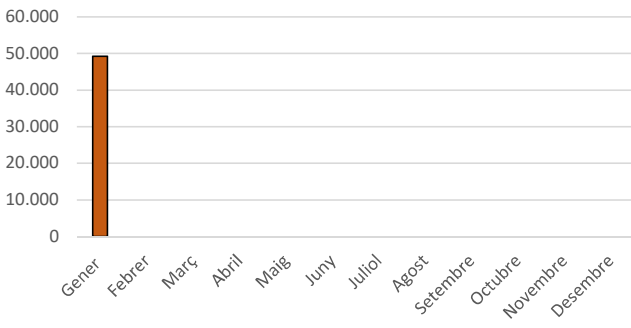
Cartró



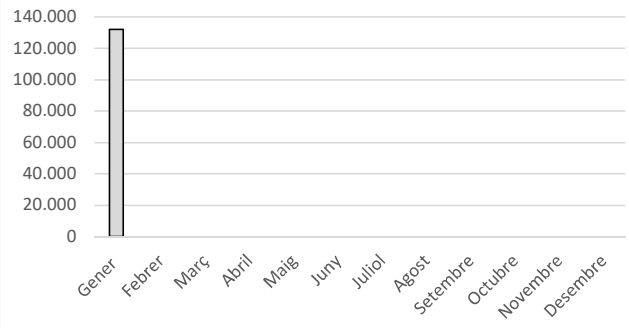
Envasos



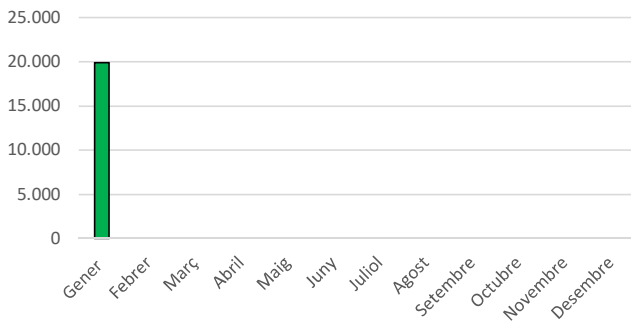
FORM



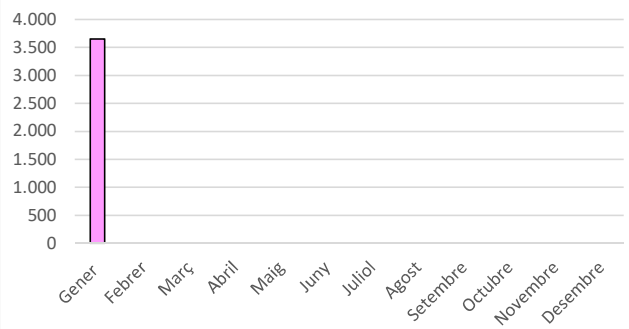
RSU



Vidre



Voluminosos



MES	Gener						
QUILOGRAMS PER RESIDU							
2 0 2 0	ENVASOS	RSU	CARTRÓ	VIDRE	VOLUMINOSOS	FORM	Total general
01/01/2020	660	7.660	1.000				9.320
02/01/2020	540			5.040		2.700	8.280
03/01/2020	1.180	7.320	680				9.180
04/01/2020		1.140				1.960	3.100
05/01/2020			300				300
06/01/2020	1.340	9.320	1.020				11.680
07/01/2020			460	3.000	480	5.380	9.320
08/01/2020	900	8.140	1.740				10.780
09/01/2020	680			3.960		3.340	7.980
10/01/2020	1.320	7.560	920				9.800
11/01/2020		1.060				1.440	2.500
12/01/2020			300				300
13/01/2020	1.620	10.860	1.520				14.000
14/01/2020			740		1.500	5.440	7.680
15/01/2020	1.020	6.500	820				8.340
16/01/2020	720			2.180		3.480	6.380
17/01/2020	1.120	7.360	860				9.340
18/01/2020		9.720	1.020			1.900	12.640
19/01/2020			400				400
20/01/2020	1.500						1.500
21/01/2020		880			400	5.240	6.520
22/01/2020	1.340	9.840					11.180
23/01/2020	700			2.460		4.200	7.360
24/01/2020	1.600	12.980					14.580
25/01/2020		1.080				2.100	3.180
26/01/2020			300				300
27/01/2020	460	14.340	1.960				16.760
28/01/2020			620		1.270	8.480	10.370
29/01/2020	1.360	8.820	1.020				11.200
30/01/2020	740			3.260		3.600	7.600
31/01/2020	1.340	7.460	960				9.760
Total general	20.140	132.040	16.640	19.900	3.650	49.260	241.630